



"Instant shade,
anywhere, anytime."

Owners Manual

Small 2m x 2m
Medium 3m x 3m





A “lighter” alternative to. eeZee Shade, the eeZee Zenith is perfect for personal use at braais or company picnics. What’s more is that this product too, creates an opportunity to make your presence known through branding.

Lighter definitely doesn’t mean less durable. The eeZee Zenith is made with the same quality materials, just less of it to make it more compact and easier to carry. Available in 2 sizes with all the genuine accompanying accessories, instant shade anywhere, anytime has never been eeZier.

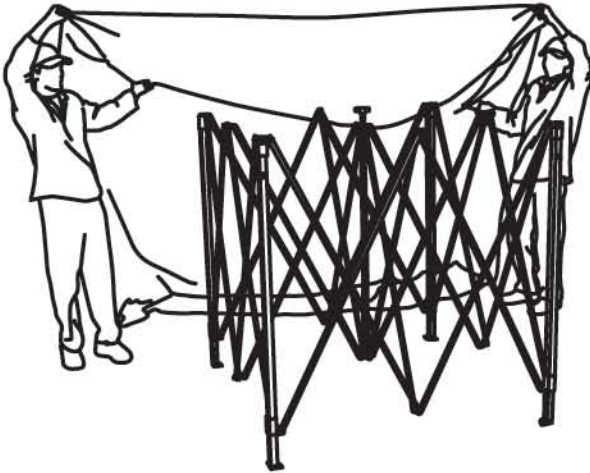
Table Of Contents

Intro.....	2
Top on frame Instructions.....	3
Putting Up Instructions.....	4
Taking Care.....	5
Guarantee Conditions.....	6



Instructions - Putting the top on your Eeze Zenith

eeZee.
1



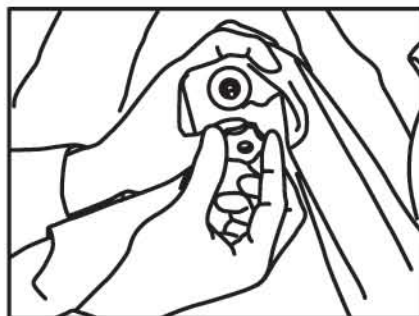
Open the frame halfway and place the fabric over it, securing the velcro strip on the centre dome.

eeZee.
2

Pull frame completely out and attach velcro strips at each corner.



eeZee.
3



Join eyelet hole onto frame and screw on the star nut

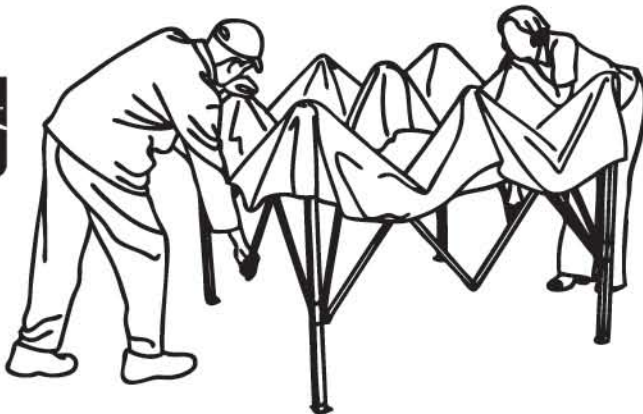
Instructions - Setting up your Eezee Zenith shelter

eeZee.
1

Have 2 people stand on opposite sides and grasp the outer legs. Lift off ground and step backwards at full arm length.



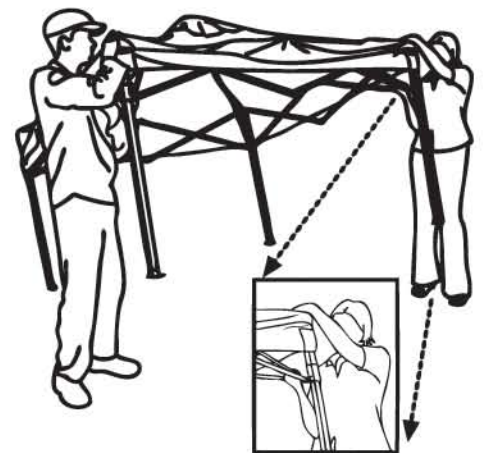
eeZee.
2



Grasp the bottom of the diamond on opposite sides. Lift up, and step backwards until shelter is fully opened, being careful not to pinch fingers.

eeZee.
3

Engage the auto slider at each corner by pushing up with one hand while holding down the top of the leg with the other hand. The snap button will engage in the hole.



Repeat on all four corners.

eeZee.
4



Lift 2 adjacent outer legs and pull down the inner legs until snap locks. Repeat on all legs. You can raise or level the shelter using the adjustment holes found near the bottom of each.

Caring for your Eezee Zenith

- Always ensure that your Eezee Zenith is firmly attached to the ground, using ground pegs and guide ropes attached to all four corners. Weight bag sets for paved ground and Sand Dollar sets for beach use are available.
- Only 2 people should set up the Eezee Shade. Alternatively, it is easy to do it alone.
- In extreme wind conditions it is advisable to take the shelter down.
- Use only water and no detergent for cleaning.
- Let your Eezee Shade dry before closing and use the cover bag for storage. NEVER turn the bag upside down - damage to the fabric of the shade may occur. Store your unit upright whenever possible.
- For long distance transport it is recommended that you take the shade top off the frame.
- The Eezee Zenith is not designed for extended use in rainy conditions. Take the shade down.

Customer Service

08611 eezee [33933]
sales@eezeesolutions.co.za

Guarantee Conditions

Eezee Event Solutions offer the following guarantee to the first purchaser of our product/s. Namely the:

eezee shade, eezee shade marquee, eezee surface, eezee A-frame and eezee zenith.

1. The guarantee is valid for 12 months commencing when the product is handed over to the first retail purchaser, which must be verified by purchase invoice or similar documentation. These must further coincide with the product identification number.
2. The guarantee covers all parts or components, which fail due to faulty workmanship. The guarantee does not cover products where defects or poor performance are due to misuse, accidental damage, neglect, faulty installation, unauthorised modification or attempted repair or failure to observe requirements and recommendations set out on the instructions. This guarantee does not cover the fabric or aluminium itself.
3. Should guarantee repairs be necessary, the purchaser must inform the nearest customer service office (manufacturer's service or authorised agent). Eezee Event Solutions reserves the right to stipulate the place of the repair (i. e. the customer's home, place of installation or Eezee Event Solutions workshop).
4. The guarantee or free replacement includes both labour and materials.
5. Repairs carried out under guarantee do not extend the guarantee period for the product. Parts removed during guarantee repairs become the property of Eezee Event Solutions.
6. The purchaser's statutory rights are not affected by this guarantee.
7. If you should move to another country, then your guarantee does not move with you to your new home.
8. This guarantee relates to you and cannot be transferred to another user.
9. The guarantee is null and void if the product is not installed and used in accordance with our instructions and or intended use or if product numbering does not coincide or has been tampered with.
10. The product must be used and installed taking into account regulations in your country.



Cape Town:
Postnet Suite 122
Private Bag X7 Chempet 7442
Unit A, 66 Bofors Circle, Epping 2, Cape Town
Fax: +27 (0) 21 534 2181

Johannesburg:
58 Albatross Drive, Fourways
Tel: +27 (0) 11 467 2621
Fax: +27 (0) 11 467 4890

www.eezeesolutions.co.za