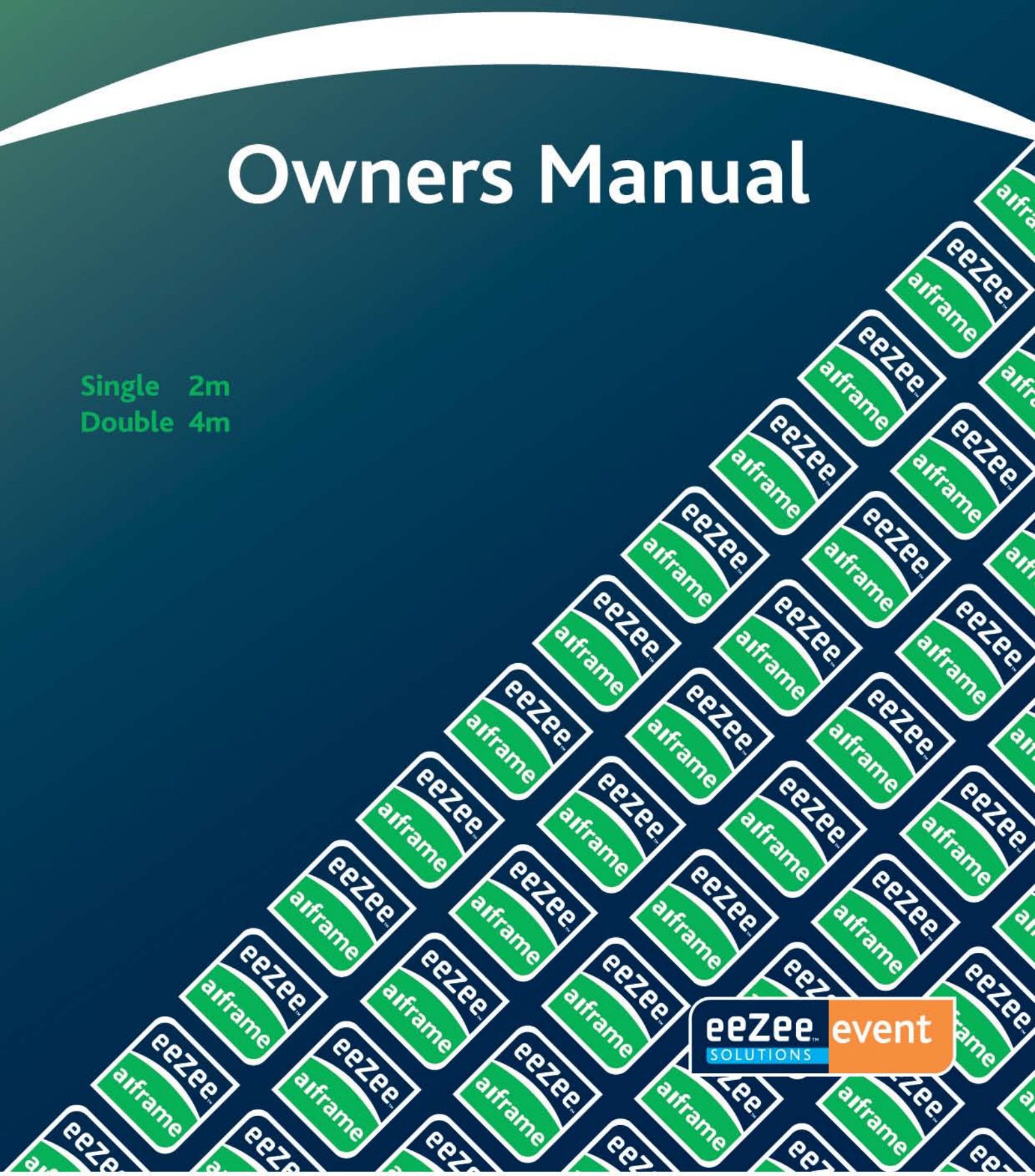




"A-Frame away from Success"  
"Now easier than ever"


# Owners Manual

Single 2m  
Double 4m



Introducing the new and improved eeZee A-frame that is now eezier than ever!

Combined with good quality branding the new eeZee A-frame offers the perfect solution to your advertising needs at an unbeatable price.



The new patented A-Frame (Patent application no. 2009/02515) is a collapsible system that has no loose parts. It opens and closes similarly to the action of an umbrella, which enables it to open up in just seconds. This will therefore reduce set up times to a minimum at any event.

The unit is diverse in its application and is easy to assemble, easy to carry, easy to dismantle, portable advertising just got even eeZier.

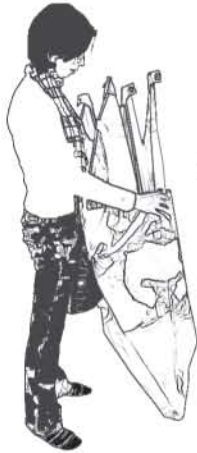
## Table Of Contents

Intro.....	2
Set-up Instructions.....	3
Putting Down Instructions.....	4
Taking Care.....	5
Guarantee Conditions.....	6

# Instructions - Putting up your eeZee A-Frame

eeZee.

1



Take the EeZee a-frame from the bag. Holding the aluminium struts pull the frame slightly apart.

eeZee.

2

Place your hand on the centre pole and place the other hand on the sliding hub to extend the frame. Push the hub away from you.



eeZee.

3

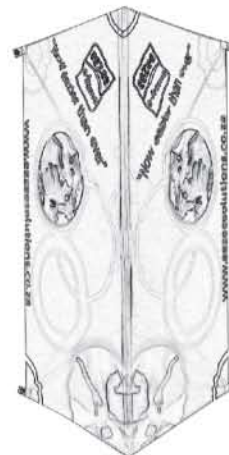


Push the sliding hub until the clip automatically locks the frame in the open position.

eeZee.

4

Use the A-frame in an upright or horizontal position in order to display your branding.




It is advised that you use the pegs provided in the eyelets to secure your unit to keep it from blowing away.

# Instructions - Putting down your eeZee A-Frame

eeZee.  
1

Stand the frame up and then pull the ring in the sliding hub to release the locking pin. The frame will then collapse.



eeZee.  
2

While avoiding placing the banner on the floor, wrap the banner around the frame as you would the fabric of an umbrella.



eeZee.  
3



Place you're frame into your carry bag.

# Caring for your Eezee-Aframe

By following a few basic tips you will prolong the life of your eeZee A-frame

- It is recommended that no more than one person set up the eeZee A-frame
- Please read instructions carefully on carry bag before setting up for the first time
- When packing make sure that A-frame fabric is neatly wrapped and material is straight around the frame before putting it away into carry bag.
- Always use water and no detergent to clean – ***do not*** scrub on printed areas

## Customer Service

08611 eezee [33933]  
sales@eezeesolutions.co.za

# Guarantee Conditions

Eezee Event Solutions offer the following guarantee to the first purchaser of our product/s. Namely the:

eezee shade, eezee shade marquee, eezee surface, eezee A-frame and eezee zenith.

1. The guarantee is valid for 12 months commencing when the product is handed over to the first retail purchaser, which must be verified by purchase invoice or similar documentation. These must further coincide with the product identification number.
2. The guarantee covers all parts or components, which fail due to faulty workmanship. The guarantee does not cover products where defects or poor performance are due to misuse, accidental damage, neglect, faulty installation, unauthorised modification or attempted repair or failure to observe requirements and recommendations set out on the instructions. This guarantee does not cover the fabric or aluminium itself.
3. Should guarantee repairs be necessary, the purchaser must inform the nearest customer service office (manufacturer's service or authorised agent). Eezee Event Solutions reserves the right to stipulate the place of the repair (i. e. the customer's home, place of installation or Eezee Event Solutions workshop).
4. The guarantee or free replacement includes both labour and materials.
5. Repairs carried out under guarantee do not extend the guarantee period for the product. Parts removed during guarantee repairs become the property of Eezee Event Solutions.
6. The purchaser's statutory rights are not affected by this guarantee.
7. If you should move to another country, then your guarantee does not move with you to your new home.
8. This guarantee relates to you and cannot be transferred to another user.
9. The guarantee is null and void if the product is not installed and used in accordance with our instructions and or intended use or if product numbering does not coincide or has been tampered with.
10. The product must be used and installed taking into account regulations in your country.



Cape Town:  
Postnet Suite 122  
Private Bag X7 Chempet 7442  
Unit A, 66 Bofors Circle, Epping 2, Cape Town  
Fax: +27 (0) 21 534 2181

Johannesburg:  
58 Albatross Drive, Fourways  
Tel: +27 (0) 11 467 2621  
Fax: +27 (0) 11 467 4890

[www.ezeesolutions.co.za](http://www.ezeesolutions.co.za)